



DIY

**Customer Name**

**Contact Person**

**Order Number / Job Name**








## DIY STRIP LIGHT / COLOUR OPTIONS

\*5m roll includes 2 x 2m tails soldered on each end

<b>12V 3528 Standard (IP20)</b>	<input type="checkbox"/> 1. Cool White QTY: _____	<input type="checkbox"/> 2. Warm White QTY: _____	<input type="checkbox"/> 3. Daylight White QTY: _____
<b>12V 3528 Water Resistant (IP65)</b>	<input type="checkbox"/> 1. Cool White QTY: _____	<input type="checkbox"/> 2. Warm White QTY: _____	<input type="checkbox"/> 3. Daylight White QTY: _____
<b>12V 5050 Extra Bright (IP20)</b>	<input type="checkbox"/> 1. Cool White QTY: _____	<input type="checkbox"/> 2. Warm White QTY: _____	<input type="checkbox"/> 3. Daylight White QTY: _____
<b>24V 3014 Continuous (IP20)</b>	<input type="checkbox"/> 1. Cool White QTY: _____	<input type="checkbox"/> 2. Warm White QTY: _____	<input type="checkbox"/> 3. Daylight White QTY: _____
<b>24V 3527 Colour Tuneable (IP20)</b>	<input type="checkbox"/> 1. Cool White / Warm White QTY: _____	<input type="checkbox"/> Tuneable Colour Temperature Remote Panel QTY: _____	<input type="checkbox"/> Controller Box QTY: _____
<b>24V 5050 RGBW Multicolour (IP20)</b>	<input type="checkbox"/> 1. RGBW QTY: _____	<input type="checkbox"/> RGBW Colour Changing Remote Panel QTY: _____	<input type="checkbox"/> Controller Box QTY: _____





## DIY PROFILES, DOWNLIGHTS AND TRANSFORMERS

\*Includes length of aluminium, diffuser, end caps & mounting clips. Note: LED strip lights are recommended to be used in conjunction with profiles.

<p><b>Slim - 2m length</b></p>  <p><input type="checkbox"/> Clear    <input type="checkbox"/> Foggy Silver    <input type="radio"/>   <input type="checkbox"/> Opaque    <input type="checkbox"/> Matt Black    <input type="radio"/>           QTY: _____</p>	<p><b>Corner - 2m length</b></p>  <p><input type="checkbox"/> Clear    <input type="checkbox"/> Foggy Silver    <input type="radio"/>   <input type="checkbox"/> Opaque    <input type="checkbox"/> Matt Black    <input type="radio"/>           QTY: _____</p>	<p><b>Square Fusion - 2m length</b></p>  <p><input type="checkbox"/> Clear    <input type="checkbox"/> Foggy Silver    <input type="radio"/>   <input type="checkbox"/> Opaque    <input type="checkbox"/> Matt Black    <input type="radio"/>           QTY: _____</p>	<p><b>Micro - 2m length</b></p>  <p><input type="checkbox"/> Clear    <input type="checkbox"/> Foggy Silver    <input type="radio"/>   <input type="checkbox"/> Opaque    <input type="checkbox"/> Matt Black    <input type="radio"/>           QTY: _____</p>	<p><b>Glass Profile - 2m length</b></p>  <p><input type="checkbox"/> Glass Profile QTY: _____</p>
<p><b>Wardrobe Rail - 2m length</b></p>  <p><input type="checkbox"/> Wardrobe Rail    QTY: _____  <input type="checkbox"/> Middle Brackets    QTY: _____  <input type="checkbox"/> End Brackets    QTY: _____</p>	<p><b>24V Imperia LED Downlights</b></p>  <p><input type="checkbox"/> Foggy Silver    <input type="radio"/> <input type="checkbox"/> Square Profile    QTY: _____  <input type="checkbox"/> Matt Black    <input type="radio"/> <input type="checkbox"/> Round Profile  <input type="checkbox"/> Satin Nickel    <input type="radio"/> *12V Foggy Silver Round available on request          OPTIONAL: <input type="checkbox"/> Surface Mount Brackets    QTY: _____</p>		<p><b>TRANSFORMERS:</b></p> <p><input type="checkbox"/> 12V-25W Transformer    QTY: _____  <input type="checkbox"/> 12V-60W Transformer    QTY: _____  <input type="checkbox"/> 24V-60W Transformer    QTY: _____  <input type="checkbox"/> 24V-90W Transformer    QTY: _____</p> <p>*Note: For more information on choosing the right transformers and accessories, refer to the capacity guides in the LED Lighting brochure or technical catalogue.</p>	

## DIY ACCESSORIES (OPTIONAL - COMPATIBLE ONLY WITH LED STRIP 3528)

\*Note: DIY Tail, Corner and Plastic connectors do not fit into the Slim, Corner or Micro profiles

<p><b>DIY Tail - 2m</b></p>  <p>QTY: _____</p>	<p><b>DIY Corner - 2m</b></p>  <p>QTY: _____</p>	<p><b>Plastic Connector</b></p>  <p>QTY: _____</p>	<p><b>DIY Extension - 2m</b></p>  <p>QTY: _____</p>
---	---	---	---

## SENSORS AND CONTROLLERS (OPTIONAL - COMPATIBLE ONLY WITH LED DOWNLIGHTS & LED STRIP 3528, 3014)

<p><input type="checkbox"/> Hand Sensor    QTY: _____  <input type="checkbox"/> Door Sensor    <input type="checkbox"/> Single    <input type="checkbox"/> Double    QTY: _____  <input type="checkbox"/> PIR Sensor    <input type="checkbox"/> Single    <input type="checkbox"/> Double    QTY: _____</p>	<p><input type="checkbox"/> WiFi Controller    QTY: _____  <input type="checkbox"/> Toggle Switch - Single    QTY: _____</p>	<p><input type="checkbox"/> Dimmer On/Off Remote    QTY: _____  <input type="checkbox"/> Dimmer Remote Panel &amp; Controller Box    QTY: _____</p>
--	--	---

\*Note: For more information on choosing the right sensors and controllers, refer to the capacity guides in the LED Lighting brochure or technical catalogue.

**NOTES:**